



PERÚ

Ministerio de Educación

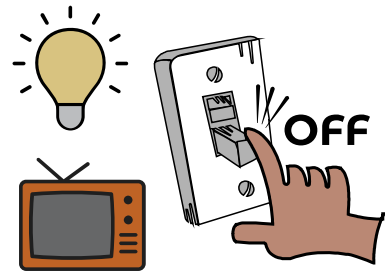

English: Level Pre-A1

WEEK 19

# Help Save the Planet: Do's and Don'ts\*


## Actividad 1

“Help Save the Planet: Do's and Don'ts”



### LET'S SELF-ASSESS!

¿Puedes elaborar un díptico en inglés para informar a las personas sobre cómo cuidar el ambiente? Aquí no hay respuestas correctas o incorrectas, lo importante es responder con honestidad. No es necesario que imprimas esta actividad, puedes señalar tus respuestas con tu dedo, según corresponda.



	¿Puedo hacerlo?	Sí	No
1.	¿Puedo relacionar la escritura de los verbos en inglés con las imágenes que los representan?		
2.	¿Puedo relacionar las frases positivas y negativas en inglés con las imágenes que las representan, en un texto breve y sencillo?		
3.	¿Puedo informar sobre cómo cuidar el ambiente en un texto breve y sencillo en inglés?		



\* Material elaborado en colaboración con la Oficina Regional para Programas de Inglés en los Países Andinos (RELO) de la Embajada de Estados Unidos.

LET'S WARM UP!

Match the words with the pictures. Write your answers in your notebook. Follow the example.



1

Save

2

Reuse

3

Reduce


4

Recycle

a



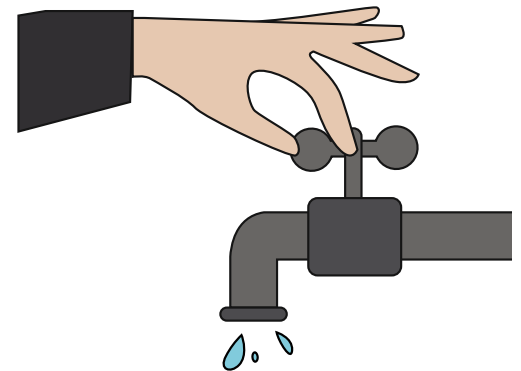
b



c



d



## Help Save the Planet: Do's and Don'ts

### LET'S READ!

Read and listen to the text.



### WAYS TO MAKE OUR PLANET HAPPIER!

The planet is our home and we need to take care of it. There is pollution in the air and water, and there is trash on the land. Pollution is dangerous for humans and animals, but it is caused by humans. We need to save our environment. Here are some do's and don'ts to make our planet happier.




#### DO'S



**Plant** a tree. Trees produce oxygen and clean the air. Remember that our planet is for all organisms, not only for human beings.

**Save** energy at home. **Turn off** the TV and lights when you don't use them.




**Reuse** as much as you can. For example, if you go shopping, take a bag with you. Do not buy plastic bags all the time.




#### DON'TS

**Recycle** papers, plastic and metal. It is fun and a good way to make our planet happier.



**Don't litter** or throw your trash in the street. Show respect for other people.

**Don't leave** water running when you wash your hands or brush your teeth. **Don't waste** water.



**Don't throw** trash in rivers, lakes and oceans because pollution can kill plants and animals. Let's make our planet happier.

## Help Save the Planet: Do's and Don'ts

### LET'S UNDERSTAND!

**Exercise 1:** Based on the reading, circle the correct answer. Write your answers in your notebook. Follow the example.



**1** Trees produce oxygen and clean the air. Plant a tree.

a Reuse water

**b** Plant a tree

c Recycle garbage



**2** Save energy when you \_\_\_\_\_ at home.

a reuse a bag

**b** don't litter

c turn off the lights



**3** If you go shopping, take a bag with you. \_\_\_\_\_ as much as you can.

a Litter

**b** Reuse

c Reduce



**4** Show respect for other people, \_\_\_\_\_.

a don't litter the street

**b** don't play in the street

c don't mix garbage and recyclables




**5** Pollution can kill plants and animals. \_\_\_\_\_.

a Don't throw your trash in the street

**b** Don't throw trash in rivers or oceans

c Don't leave water running



Help Save the Planet: Do's and Don'ts

**Exercise 2:** Based on the reading, complete the sentences. Write your answers in your notebook. Follow the example.



1 Pollution is caused by humans.

a animals




b humans

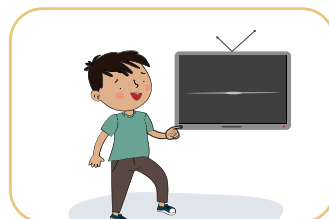


2 Save energy and \_\_\_\_\_ your TV when you don't use it.

a look for recycle symbol

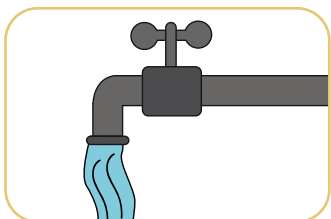


b turn off



3 \_\_\_\_\_ the water running.

a Don't leave



b Don't litter



4 To make our planet happier, \_\_\_\_\_ papers, plastic and metal.

a turn off

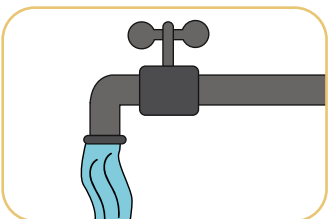


b recycle




5 Don't leave water running when you wash your hands. \_\_\_\_\_.

a Don't waste water



b Don't throw trash



**LET'S OBSERVE!**


Look, listen and repeat.



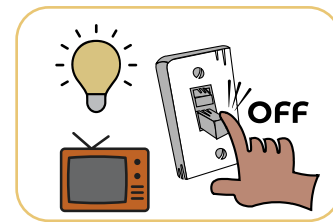
**Plant** a tree. Trees produce oxygen and clean the air .



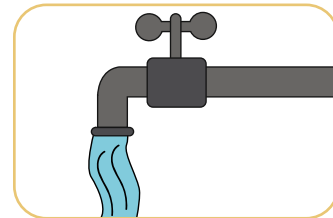
**Recycle** papers, plastic and metal.




**Turn off** the lights and the TV when they are not in use.



**Don't leave** the water running when you brush your teeth.



**Don't throw** trash in rivers, lakes and oceans.

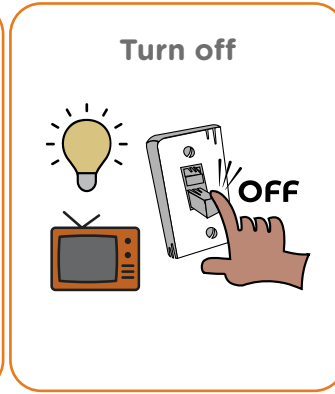



**Don't litter** when you are in the street.




**LET'S PRACTISE!**

**Exercise 1:** Complete the sentences with the words from the box. Write your answers in your notebook. Follow the example.



1 Turn off the lights and save energy.



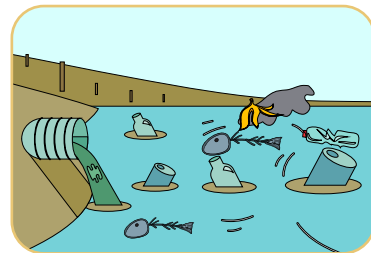
2 If you want to have clean air, \_\_\_\_\_ a tree.




3 \_\_\_\_\_ as much as you can when you go shopping.  
Take a bag with you



4 Don't \_\_\_\_\_ your trash in the river or oceans.



5 \_\_\_\_\_ the TV when it isn't in use.







**Exercise 2:** Look at the pictures and complete the sentences. Use the words from the box. Write your answers in your notebook. Follow the example.

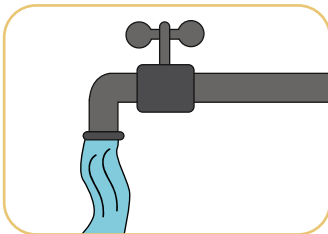
Don't throw - Don't waste - Don't litter - Don't leave - Don't throw



1 Don't throw away plastic bottles.




2 \_\_\_\_\_ water when you brush your teeth.



3 After washing your hands, \_\_\_\_\_ the water running from the faucet.



4 Show respect for other people. \_\_\_\_\_ the street.



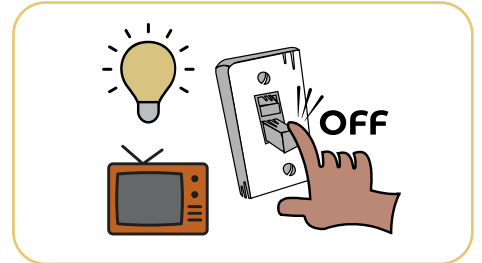
5 \_\_\_\_\_ trash in lakes and oceans.




**Exercise 3:** Look at the pictures and write sentences. Write your answers in your notebook. Follow the example.

**To have a happier planet:**

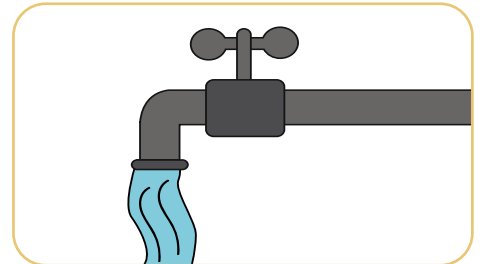
1 Turn off the lights and TV when they are not in use. Let's help save the planet!



2 \_\_\_\_\_ in rivers, lakes and oceans. Let's make our planet happier!



3 \_\_\_\_\_ running from the faucet. Let's help save the planet!



4 \_\_\_\_\_ if you want to have clean air. Let's make our planet happier!



5 \_\_\_\_\_. Let's help save the planet!



Actividad 2

“Do it yourself - DIY”



## Help Save the Planet: Do's and Don'ts

### LET'S CREATE!

Choose one activity:

- Create a diptych with the title "Help Save the Planet!".
- Create a PowerPoint with the title "Help Save the Planet!".

Use the vocabulary and expressions that you learned this week. Include at least two "do's" and two "don'ts". Follow the example.

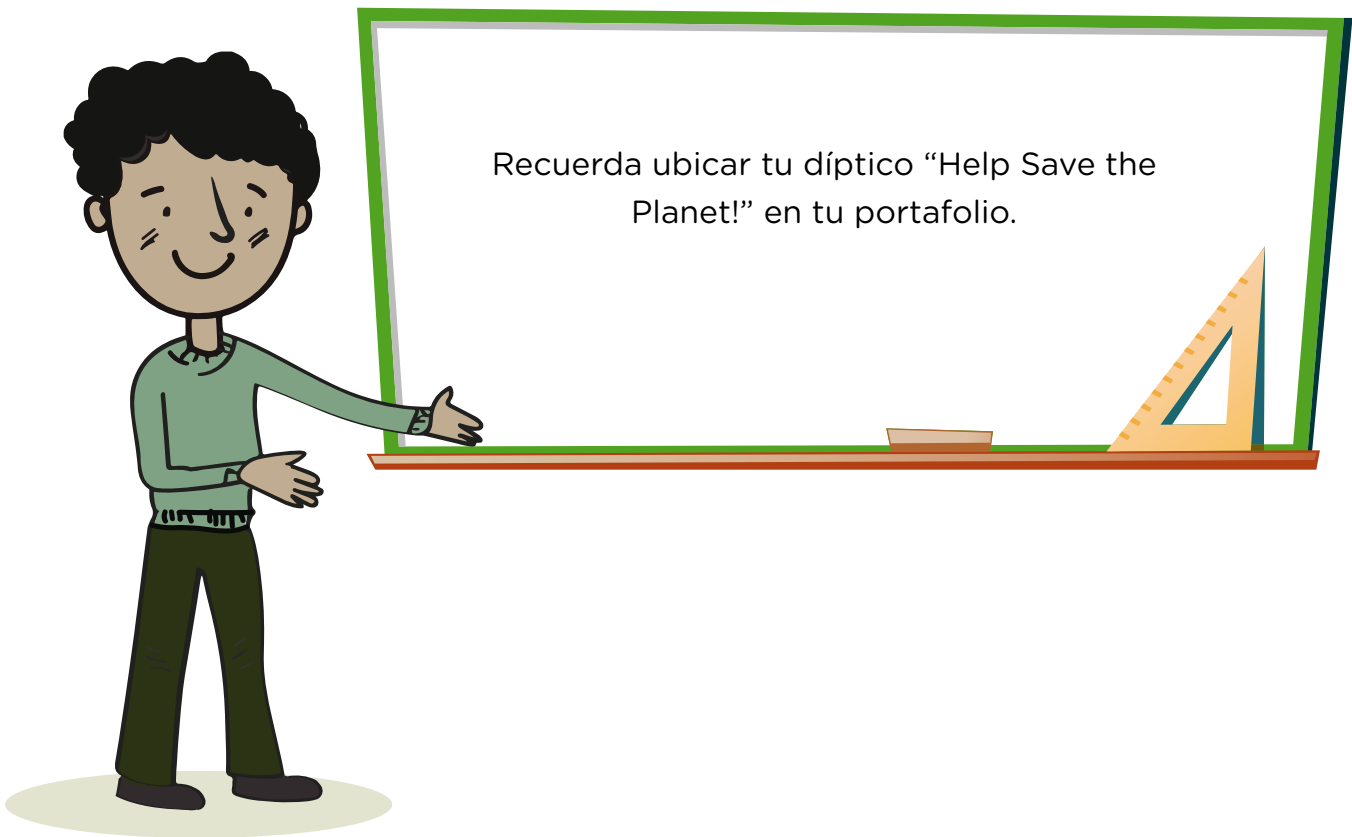


Go to "Glossary" to learn more vocabulary about ways to recycle and help save the planet.



Es importante que tengas en cuenta estos criterios cuando elabores tu díptico.

MI DÍPTICO	SÍ	NO
1. Escribí en inglés cuatro (4) sugerencias para la conservación del ambiente usando el imperativo positivo <i>do</i> y el negativo <i>don't</i> .		
2. Utilicé el vocabulario aprendido en la ficha y en el glosario.		
3. Incluí una frase motivadora sobre la conservación del ambiente.		
4. Acompañé las sugerencias sobre la conservación del ambiente con dibujos o imágenes.		



## LET'S SHARE

Comparte tu díptico con tus padres, hermanas, hermanos y personas que estén en tu casa. Si fuera posible, tómale fotos y compártelo con tu profesor/a y compañeras y compañeros.

