



PERÚ

Ministerio
de Educación

APRENDO
en casa
Educación Primaria



English: Level Pre-A1

WEEK 17

Girls and Boys Can Be Great Professionals*

Actividad 1

“Girls and Boys Can Be Great Professionals”




LET'S SELF-ASSESS!

¿Puedes elaborar un tríptico en inglés, en el cual describes algunas personas y sus profesiones/ ocupaciones? Aquí no hay respuestas correctas o incorrectas, lo importante es responder con honestidad. No es necesario que imprimas esta actividad, puedes señalar tus respuestas con tu dedo, según corresponda.





	Criterios	No	Sí
1.	¿Puedo relacionar los nombres en inglés de algunas profesiones y ocupaciones con las imágenes que les corresponden, en un texto breve y sencillo?		
2.	¿Puedo relacionar, en inglés, las características de una persona según su profesión/ocupación?		
3.	¿Puedo describir, en inglés, a algunas personas y sus profesiones/ocupaciones, en un texto breve y sencillo?		



* Material elaborado en colaboración con la Oficina Regional para Programas de Inglés en los Países Andinos (RELO) de la Embajada de Estados Unidos.

LET'S WARM UP!

Match the pictures with the job descriptions. Write your answers in your notebook. Follow the example.



a

Firefighters put out fires.

b

Chefs prepare food.

c

Mechanics fix cars.

d

Housekeepers do housework.

e

Lawyers defend people.

LET'S READ!

Read and listen to the conversation.



Super Professions and Occupations



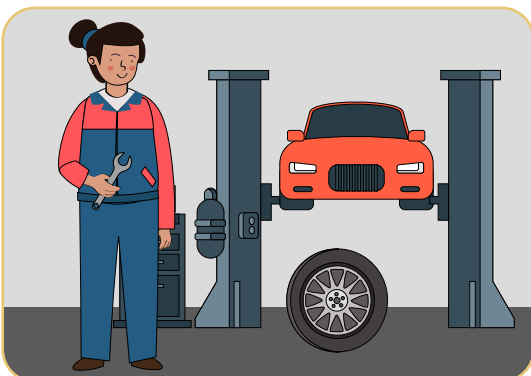
Hello, I am Illari and I am from Arequipa.
I am a firefighter **because** I am very strong and brave.
Firefighters put out fires.
Women and men can be good at any job!



Hi, my name is Augusto and I am from Lima.
I am a housekeeper **because** I am very organised and creative.
Housekeepers do housework.
Women and men can be good at any job!



Hello, I am Gustavo and I am from Piura.
I am a chef **because** I am very creative and a good leader.
Chefs prepare food.
Women and men can be good at any job!



Hi, my name is Mariana and I am from Pucallpa.
I am a mechanic **because** I am very strong and smart.
Mechanics fix cars.
Women and men can be good at any job!

Practice your pronunciation. Now, listen and repeat.

LET'S UNDERSTAND!


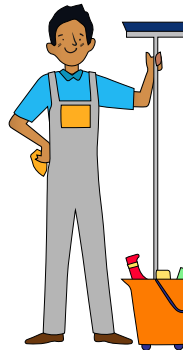
Exercise 1: Based on the reading, complete the following charts. Write your answers in your notebook. Follow the example.



1	Name	Illari
	Origin	Arequipa
	Occupation	firefighter
	Description	strong and brave



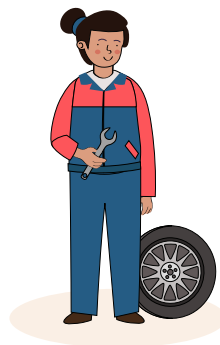
2	Name	
	Origin	
	Occupation	
	Description	



3	Name	
	Origin	
	Occupation	
	Description	



4	Name	
	Origin	
	Occupation	
	Description	





Exercise 2: Based on the reading, choose the correct answer and complete the sentences. Write your answers in your notebook. Follow the example.

1 Mariana is a mechanic **because** she is very _____ .



- a creative
- b organised and a good leader
- c strong and smart**

2 Augusto is a housekeeper **because** he is very _____ .



- a strong
- b organised and creative**
- c kind and smart

3 Illari is a firefighter **because** she is very _____ .



- a creative and smart**
- b organised
- c strong and brave

4 Gustavo is a chef **because** he is very _____ .



- a creative and a good leader**
- b strong and smart
- c organised

LET'S OBSERVE!

Look, listen and repeat.



Chefs prepare food.



Mechanics fix cars.



Housekeepers do housework.




Lawyers defend people.



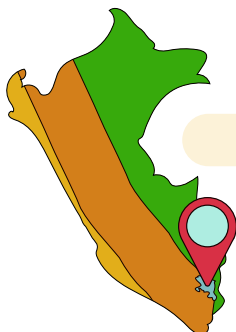
Firefighters put out fires.

LET'S PRACTISE!

Exercise 1: Complete the charts with the information. Write your answers in your notebook. Follow the example with the words from the box.



Juan



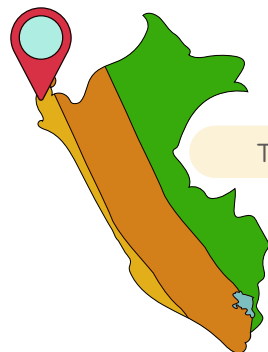
Puno

1

My name is Juan.
I am from Puno.
I am a lawyer.



Carlos




Tumbes

2

My name is _____.
I am from _____.
I am a _____.



Cecilia



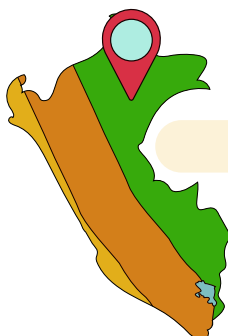
Ancash

3

My name _____.
I am _____.
I am _____.



Carol



Loreto


4

My _____.
I _____.
I _____.



Exercise 2: Complete the sentences with adjectives. There is more than one possible answer. Write your answers in your notebook. Follow the example.

1



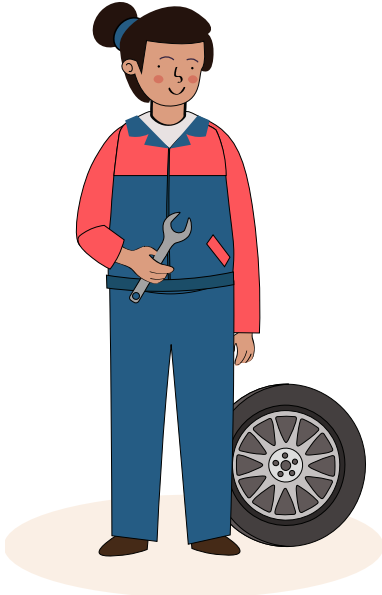
My name is Albert. I am a lawyer **because** I am smart and organised.

2



My name is Eliana. I am a firefighter **because** I am _____ and _____.

3



My name is Paola. I am a _____ **because** I am _____ and _____.

4



My name is Javier. I am a _____ **because** I am _____ and _____.

Girls and Boys Can Be Great Professionals



Exercise 3: Complete the description. Use the information from the charts. Write the complete sentences in your notebook. Follow the example.

1



Name	Alexis
Origin	Cajamarca
Occupation	engineer
Description	smart and organised

Hello, my name is Alexis.
I am from Cajamarca. I am an engineer because I am smart and organised.


2



Name	Ruth
Origin	Moquegua
Occupation	police officer
Description	strong and brave

Blank space for writing the description for Ruth.

3



Name	Diego
Origin	Ayacucho
Occupation	housekeeper
Description	strong and organised

Blank space for writing the description for Diego.

Actividad 2

“Do it yourself - DIY”



LET'S CREATE!

Create a triptych with the title "Professions and Occupations". Use the vocabulary and expressions that you learned this week. Follow the example.

"Professions and Occupations"



Hello, my name is Alicia.
I am from Lima.
I am a mechanic **because**
I am very strong and
creative.



Hi, my name is Karen.
I am from Loreto. I am a
firefighter **because** I am
very kind and organised.



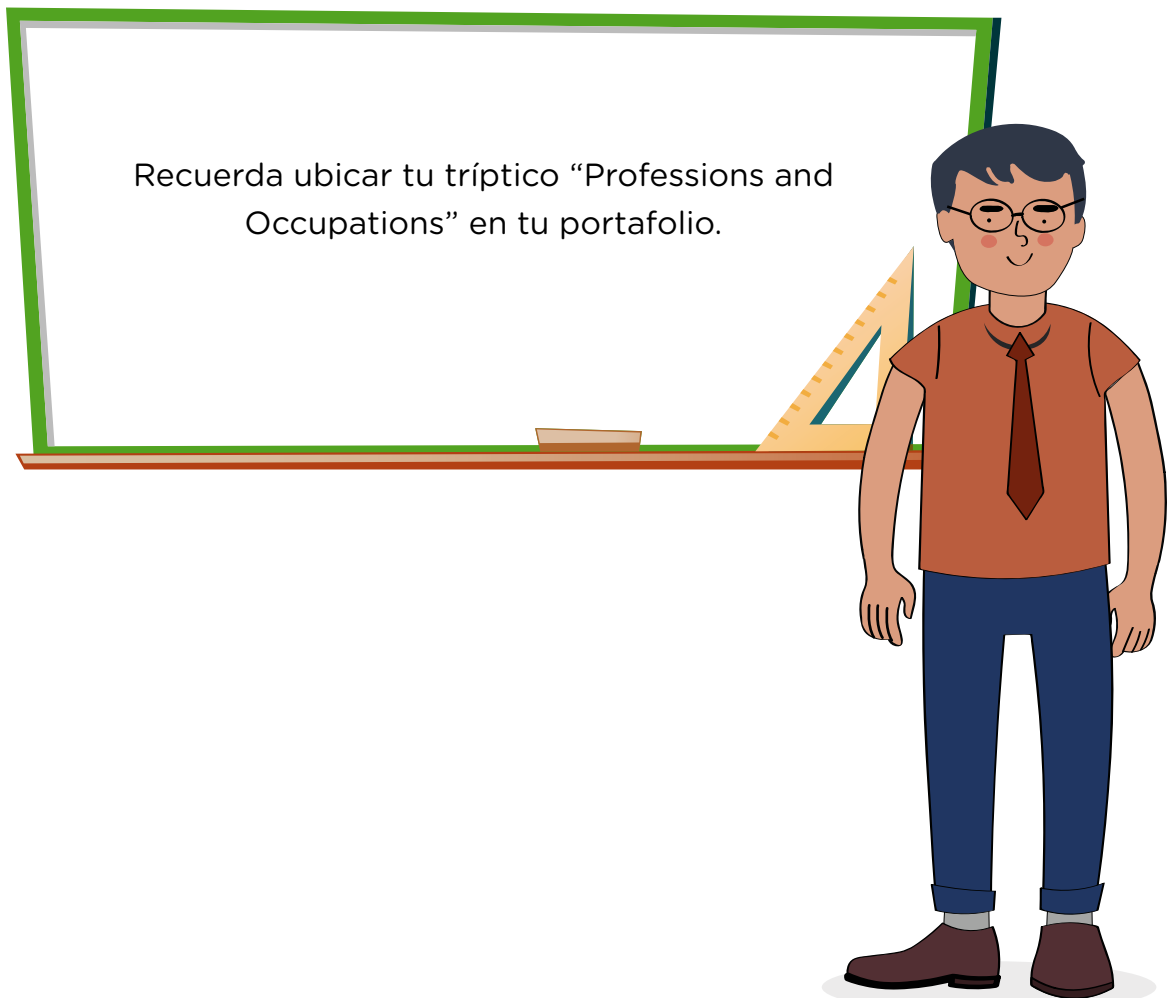
Hello, I am Henry. I am
from Huancayo. I am a chef
because I am very creative
and organised.

Go to "Glossary" to learn more vocabulary about
occupations and professions.



Es importante que tengas en cuenta estos criterios cuando elabores tu tríptico digital o físico.

MI TRÍPTICO “PROFESSIONS AND OCCUPATIONS”	SÍ	NO
1. Presenté a la persona (nombre y lugar de origen).		
2. Escribí oraciones en inglés sobre las profesiones y ocupaciones que aprendí.		
3. Describí las características de las personas según la profesión y ocupación que tienen.		
4. Utilicé el conector <i>because</i> al describir la profesión u ocupación.		
5. Acompañé el tríptico con dibujos o imágenes.		



LET'S SHARE

Comparte tu tríptico con tus padres, hermanas, hermanos y personas que estén en tu casa. Si puedes grabar tu presentación, compártela con tu profesor/a y compañeras y compañeros.

