



PERÚ

Ministerio de Educación

English: Level Pre-A1

WEEK 16

# Equity in Occupations\*

## Actividad 1

## “Equity in Occupations”



**LET'S SELF-ASSESS!**

¿Puedes escribir un diálogo en inglés, en el cual describes algunas ocupaciones/profesiones? Aquí no hay respuestas correctas o incorrectas, lo importante es responder con honestidad. No es necesario que imprimas esta actividad, puedes señalar tus respuestas con tu dedo, según corresponda.




	Criterios	No	Sí
1.	¿Puedo relacionar los nombres en inglés de las ocupaciones/profesiones con las imágenes que les corresponden, en un texto breve y sencillo?		
2.	¿Puedo escribir las características de una persona según su profesión/ocupación en inglés?		
3.	¿Puedo describir en inglés algunas ocupaciones/profesiones, en un texto breve y sencillo?		



LET'S WARM UP!

Look at the pictures. Match the pictures with the professions / occupations. Write your answers in your notebook. Follow the example.



a  cure sick people.

1 Police officers


b  help children learn.

2 Engineers

c  build houses.

3 Teachers

4 Doctors


d  help and protect people from crime.

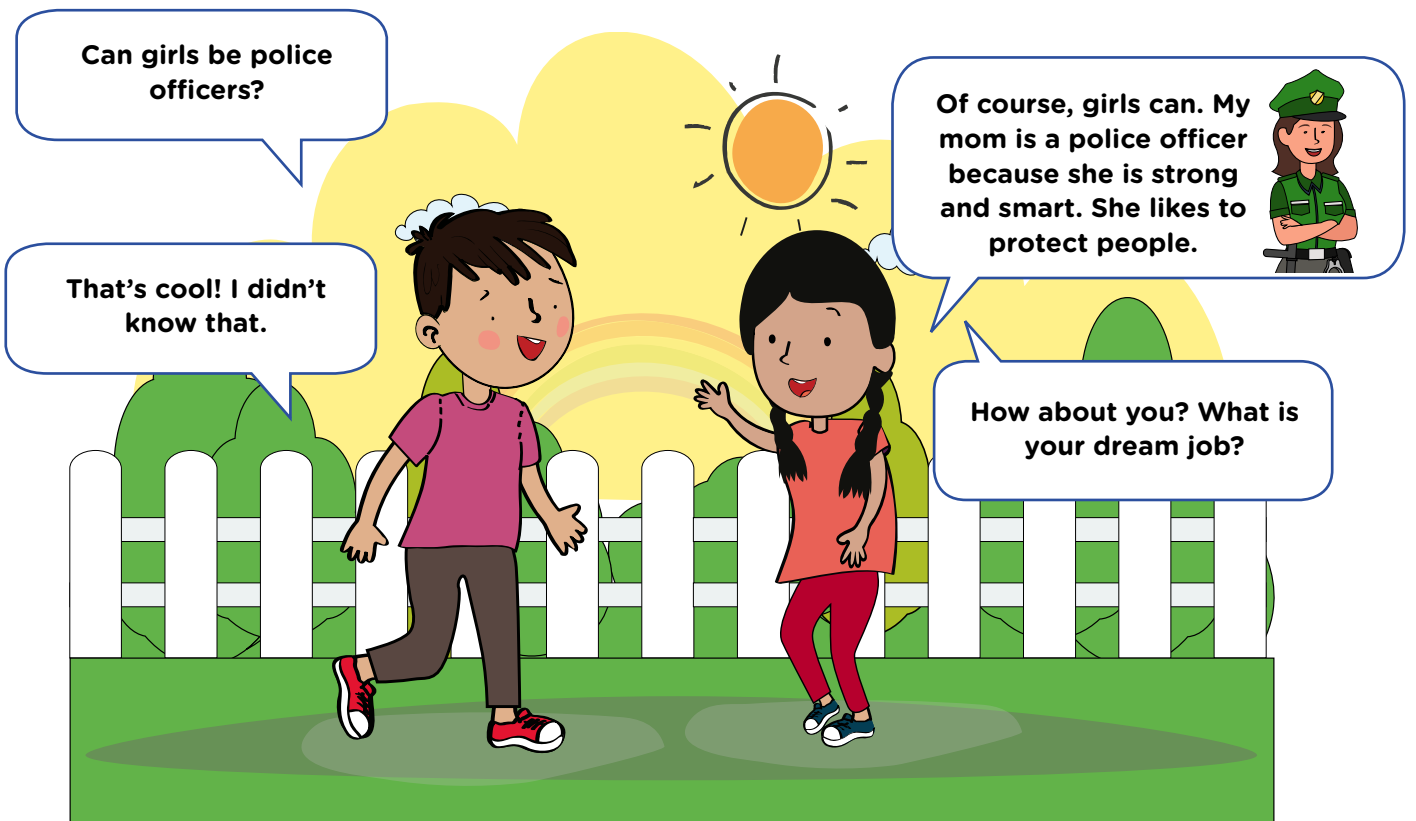
5 Housekeepers

e  do housework.

**LET'S READ!**

Read and listen to the conversation.






Practice your pronunciation. Now, listen and repeat.

**LET'S UNDERSTAND!**


**Exercise 1:** Based on the reading, complete the sentences with the correct answer. Write your answers in your notebook. Follow the example.




**1** Sara wants to be a \_\_\_\_\_.



**a** police officer



**b** doctor



**c** teacher

**2** Alex wants to be a \_\_\_\_\_.



**a** nurse



**b** teacher




**c** doctor


3 \_\_\_\_\_ help and protect people from crime.



a Engineers



b Doctors



c Police officers

4 \_\_\_\_\_ help children learn.



a Teachers



b Engineers



c Nurses



**Exercise 2:** Based on the reading, choose the correct answer and complete the sentences. Write your answers in your notebook. Follow the example.

1 Alex wants to be a teacher



because he is \_\_\_\_\_.

**a** kind

**b** big

**c** colorful

2 Sara wants to be a police officer



because she is \_\_\_\_\_.

**a** strong

**b** colorful

**c** playful

3 Alex wants to be a teacher



because he is \_\_\_\_\_.

**a** creative

**b** strong

**c** small

4 Sara wants to be a police officer



because she is \_\_\_\_\_.

**a** smart

**b** kind

**c** slow



**LET'S OBSERVE!**

Look, listen and repeat.



doctors



teachers




police officers



nurses



engineers




housekeepers

LET'S PRACTISE!

Exercise 1: Complete the sentences with the words from the box.



Doctors



Nurses



Teachers



Housekeepers



Engineers



Police officers

1. \_\_\_\_\_ Engineers \_\_\_\_\_ build houses.
2. \_\_\_\_\_ cure sick people.
3. \_\_\_\_\_ take care of people.
4. \_\_\_\_\_ help students learn.
5. \_\_\_\_\_ do housework.
6. \_\_\_\_\_ help and protect people from crime.



**Exercise 2:** Complete the sentences with the words from the box. Write your answers in your notebook. Follow the example.

**build houses**

**doctor**

**take care of people**

**housekeeper**

1

I want to be an engineer.



a. They build houses.

2

I want to be a \_\_\_\_\_.



b. They do housework.

3

I want to be a nurse.



c. They \_\_\_\_\_.

4

I want to be a \_\_\_\_\_.



d. They cure sick people.



**Exercise 3:** Complete the dialogue. Use the words from the box. Write the complete sentences in your notebook. Follow the example.

1



strong - protect - police officer

Hello, my name is Alexa.  
I want to be a police officer because they protect and help people. They are strong.

2



take care of people - kind - nurse

Hello, my name is Carlos.  
I want to be a \_\_\_\_\_ because they  
\_\_\_\_\_. They are \_\_\_\_\_.

3



organised - housekeeper - do housework

Hi, my name is Fredy. I want to be a  
\_\_\_\_\_ because they \_\_\_\_\_.  
They are \_\_\_\_\_.

4



engineer - build houses - creative

Hi, my name is Carol. I want to  
be an \_\_\_\_\_ because they  
\_\_\_\_\_. They are \_\_\_\_\_  
and smart.

Actividad 2

“Do it yourself - DIY”



**LET'S CREATE!**

Create a dialogue about professions and occupations. Use the vocabulary and expressions that you learned in this worksheet. Follow the example.

The grid contains four scenes of a girl and a boy talking:

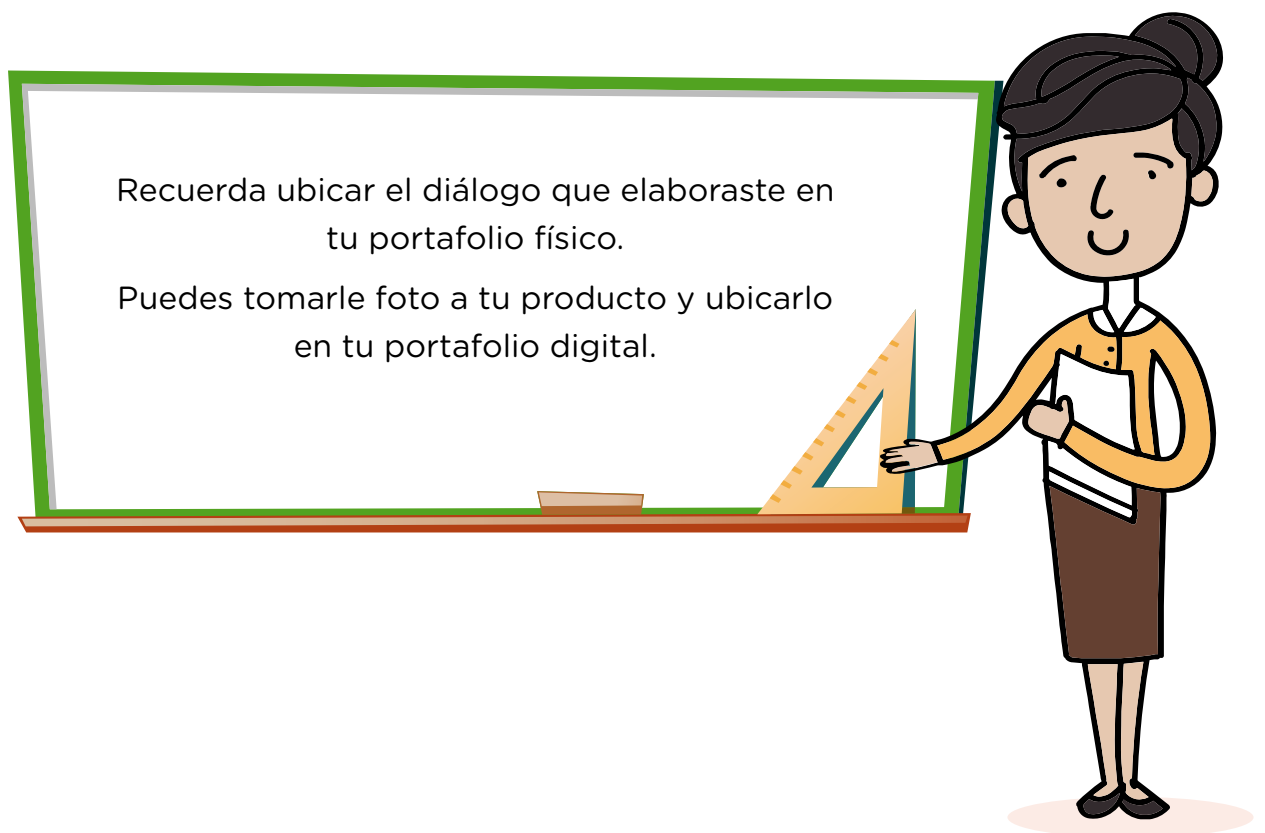
- Top Left:** Girl: "Hello, Tony! How are you?" Boy: "Hi Mary! I'm great. Thank you."
- Top Right:** Boy: "Whats your dream job?" Girl: "I want to be a doctor." Boy: "A doctor? Why?" Girl: "Because doctors cure sick people."
- Bottom Left:** Girl: "I want to be a teacher." Boy: "What is your dream job?" Girl: "That's great!"
- Bottom Right:** Girl: "I want to be a teacher because teachers help children learn." Boy: "A teacher? Why?" Girl: "That's fantastic! You can do that because you are creative and smart."

Go to "Glossary" to learn more vocabulary about occupations and professions.



Es importante que tengas en cuenta estos criterios cuando elabores tu diálogo digital o físico.

MI DIÁLOGO	SÍ	NO
1. Escribí oraciones en inglés sobre las ocupaciones y profesiones que aprendí.		
2. Describí las razones de haber elegido esa profesión.		
3. Acompañé con dibujos y/o imágenes el diálogo que elaboré.		



**LET'S SHARE**

Comparte tu diálogo con tus padres, hermanas, hermanos y con las personas que estén en tu casa. Si puedes grabar tu presentación, compártela con tu profesor/a y compañeras y compañeros.



**¿Quieres ser parte del GRAN ANUARIO ESPECIAL?**

**¡PARTICIPA Y COMPARTE CON LAS ESCUELAS DEL PAÍS!**

Envía un mensaje de agradecimiento a tu profesora o profesor, que te acompañó durante este año.

Muestra a los demás cómo es tu portafolio o el producto del cual sientes mayor orgullo.

**APRENDO en casa**

[Ingresa aquí](#) [Ingresa aquí](#)