



PERÚ

Ministerio
de Educación

English: Level Pre-A1

WEEK 13

Tasty food*

Actividad 1


“Tasty food”



LET'S SELF-ASSESS!

¿Puedes elaborar una historieta indicando los alimentos que te gustan y los que no te gustan?

Aquí no hay respuestas correctas o incorrectas, lo importante es responder con honestidad. Recuerda que no es necesario que imprimas esta actividad, puedes señalar tus respuestas con tu dedo, según corresponda.




	Criterios	No	Sí
1.	¿Puedo relacionar las imágenes de los alimentos con su escritura en inglés?		
2.	¿Puedo relacionar los alimentos con los adjetivos que los describen en inglés, en un texto breve y sencillo?		
3.	¿Puedo describir en inglés algunos de los alimentos que me gustan y que no me gustan, empleando los conectores "but" y "because", en un texto breve y sencillo?		




LET'S WARM UP!


Look at the pictures and match the sentences with the correct answer. Write them in your notebook. Follow the example.



1



2



3



4

A. Sweet



B. Sour



C. Salty



LET'S READ!

Read and listen to the conversation.



Hi, Sara. What's new?

Hey, Alex. I'm hungry. What's in your lunchbox?

I have a mango, two kiwis, and an orange.

I like those fruits because they are sweet and juicy.



I like to eat healthy food.

I know. In my lunchbox I have French fries and a soda.

Oh, Sara!! French fries are salty, very salty. That's not healthy. It's bad for you.

Sometimes I eat unhealthy food, but I like healthy food too.



Wow! You're right. At parties,
I like to eat popcorn and
soda.


Today is Tony's birthday party. I
can't wait! I love candy, lollipops
and chocolate, because they are
sweet.

Me too. I like popcorn
because it is salty and
soda because it's cold.



That's a good idea. I like
orange juice, because it
is sour and delicious.

The break is almost over.
Let's drink some orange
juice. It's my favourite.



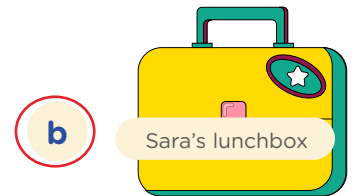
LET'S UNDERSTAND!

Exercise 1: Read the sentences. Based on the reading, match the correct option. Write your answers in your notebook. Follow the example.

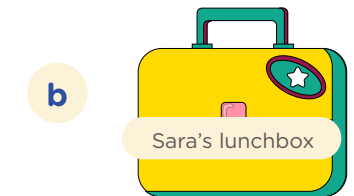
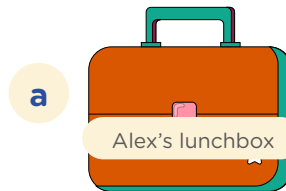


Example:

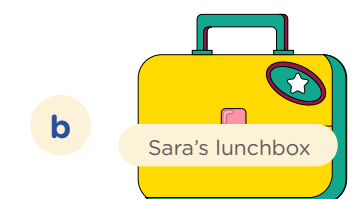
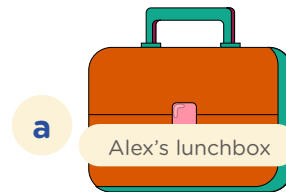
1 French fries are in _____.



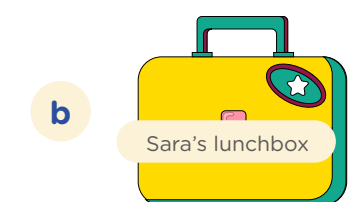
2 A mango is in _____.



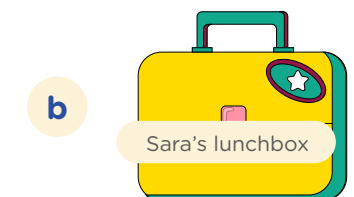
3 Soda is in _____.




4 Kiwis are in _____.



5 An orange is in _____.




Exercise 2: Based on the reading, complete the sentences. Write your answers in your notebook. Follow the example.



1 Alex likes mangos because they are _____.

sweet

salty



2 Sara likes French fries because they are _____.

sweet

salty



3 Alex likes orange juice because it is _____.

sour

salty



4 Sara likes popcorn because it is _____.

sweet

salty

LET'S OBSERVE!

sweet



cold

sour




salty



hot




juicy



LET'S PRACTISE!


Exercise 1: Look at the pictures and complete the sentences. Write your answers in your notebook. Follow the example.



1 I like mangos because they are sweet.



2 I like _____ because they are _____.



3 I like a _____ because it is _____.



4 I like _____ because it is _____.




Exercise 2: Look at the pictures and complete the sentences. Write your answers in your notebook. Follow the example.



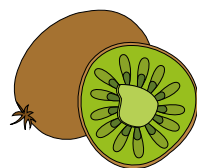
1 I like lollipops because they are sweet.



2 I don't like _____ because it is _____.




3 I don't like _____ because they are _____.




4 I like _____ because it is _____.




Exercise 3: Look at the pictures and complete the sentences. Write your answers in your notebook. Follow the example.



1



I like _____, but I don't like _____,
because they are _____.



2



I like _____, but I don't like _____,
because it is _____.



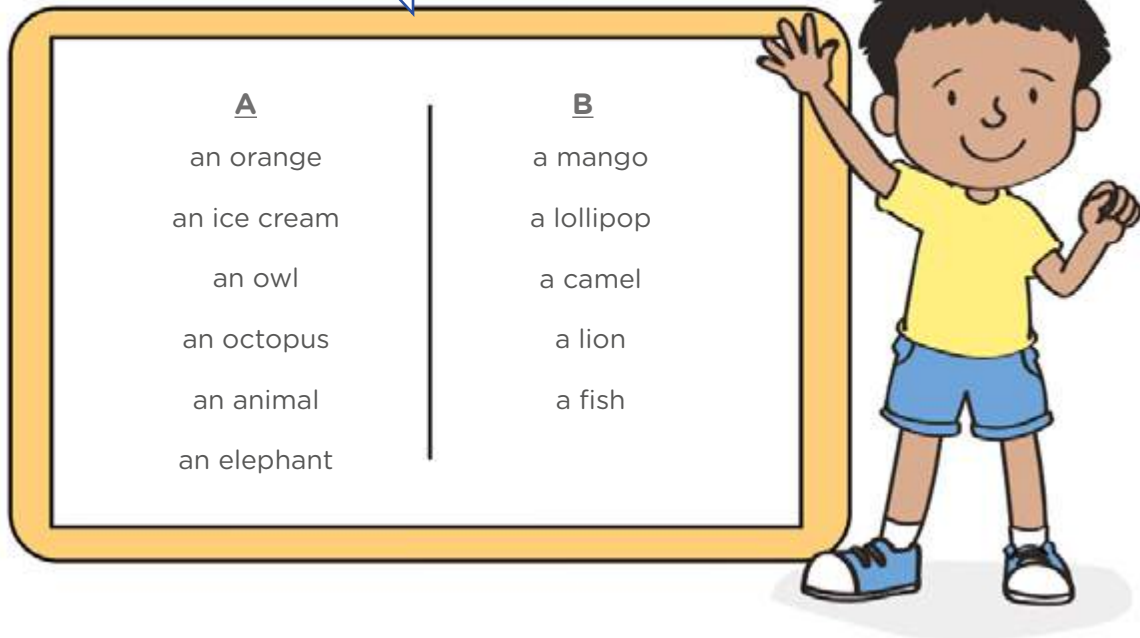
3



I like _____, but I don't like _____,
because it is _____.

What do you notice?

<u>A</u>	<u>B</u>
an orange	a mango
an ice cream	a lollipop
an owl	a camel
an octopus	a lion
an animal	a fish
an elephant	



Las palabras de la columna A tienen el artículo **“an”** y las palabras de la columna B tienen el artículo **“a”**.

What is the difference?



Completa las reglas sobre el artículo **“a”** o **“an”**.

1. En inglés, usamos _____ antes de una palabra que inicie con sonido vocálico (a, e, i, o, u).
2. En inglés, usamos _____ antes de una palabra que inicie con sonido consonántico (b, c, d, f, etc.).

Actividad 2

“Do it yourself - DIY”



LET'S CREATE!

Make a cartoon about the food you like and the food you don't like. Include at least one (1) food that you like and at least one (1) food that you don't like. Use adjectives and the words "but" and "because". Start with an introduction.



Go to the "Glossary" to learn more vocabulary about food.



Ten en cuenta estos criterios cuando elabores tu historieta sobre los alimentos que te gustan y los que no te gustan.



MI HISTORIETA	SÍ	NO
1. Escribí en inglés cuatro (4) oraciones como mínimo.		
2. Describí los alimentos haciendo uso de los adjetivos aprendidos.		
3. Utilicé conectores como “and” y “but” en al menos una oración.		
4. Acompañé las oraciones con dibujos o imágenes		

Recuerda ubicar tu historieta en tu portafolio físico.

Puedes tomarle foto a tu historieta y ubicarla en tu portafolio digital.



LET'S SHARE

Comparte tu historieta con tus padres, hermanas, hermanos y personas que estén en tu casa. Léelo en inglés para ellos. Recibe sus opiniones y si hubiera algo que mejorar, hazlo. ¡Tú puedes!

