



PERÚ

Ministerio
de Educación

APRENDO
en casa
Educación Primaria

English: Level Pre-A1

WEEK 11

Animal habitats*


Actividad 1

“Animal habitats”



LET'S SELF-ASSESS!

¿Puedes elaborar un tríptico en inglés describiendo algunos animales y sus hábitats? Aquí no hay respuestas correctas o incorrectas, lo importante es responder con honestidad. No es necesario que imprimas esta actividad, puedes señalar tus respuestas con tu dedo, según corresponda.



	Criterios	No	Sí
1.	¿Puedo relacionar los nombres en inglés de los animales y sus hábitats con las imágenes que les corresponden?		
2.	¿Puedo relacionar los nombres en inglés de los animales y sus hábitats correspondientes en un texto breve y sencillo?		
3.	¿Puedo describir en inglés algunos animales y sus hábitats en un texto breve y sencillo?		




* Material elaborado en colaboración con la Oficina Regional para Programas de Inglés en los Países Andinos (RELO) de la Embajada de Estados Unidos.

LET'S WARM UP!


Look at the pictures. Match the habitat with the animal. Write your answers in your notebook.
Follow the example.




1




a




b




2




c



3

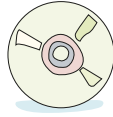


d



LET'S READ!

Read and listen to the conversation.



1 Alex is watching a TV program about animals.



2 Dolphins live in the ocean. They are playful.



3 Snakes and camels live in the desert.



4 Owls, bears, and squirrels live in the forest.

Practice your pronunciation. Now, listen and repeat.

LET'S UNDERSTAND!

Exercise 1: Complete with the correct habitat based on the reading. Write your answers in your notebook. Follow the example.



Example:

1 Dolphins live in the _____ ocean _____.



a forest



b desert



c ocean

2 Owls live in the _____.



a forest



b desert



c ocean

3 Bears live in the _____.



a forest



b desert



c ocean

4 The desert is the habitat for _____.



a squirrels



b snakes




c dolphins

Exercise 2: Read the sentences and choose the correct option based on the reading. Write your answers in your notebook. Follow the example.




1. There is a snake in the desert.

a



b



2. There are two dolphins in the ocean.

a



b



3. There is an owl on the tree.

a



b



4. There are two bears in the forest.

a




b



5. There are squirrels in the forest.

a



b



LET'S OBSERVE!


HABITATS



Owls, bears, and squirrels live in the forest.



Camels, lizards, and snakes live in the desert.



Whales, dolphins, and octopuses live in the ocean.

Animal habitats

LET'S PRACTISE!

Exercise 1: Match the words in the box with the pictures. Follow the example.



- forest
- owl
- spider
- dolphin
- ocean
- desert
- whale
- snake
- squirrel
- bear
- octopus
- lizard

a



Habitat: ocean

Animals

1. whale
- 2.
- 3.

b



Habitat:

Animals

- 1.
- 2.
- 3.

c



Habitat:

Animals

- 1.
- 2.
- 3.



Animal habitats



Exercise 2: Look at the picture and write a sentence. Write your answers in your notebook.
Follow the example.



1 Camels live in the desert.



2 Fish live in the ocean.



3 Bears live in the forest.



4 Lizards live in the jungle.




5 Owls live in trees.

Animal habitats



Exercise 3: Describe each picture. Use the words in the box to help. Write the complete sentences in your notebook. Follow the example.



ocean

habitat

playful


are

There are two dolphins in the picture.

Dolphins are playful.

Dolphins live in the ocean.

The ocean is the habitat for dolphins.



camel

is

brown

desert

There is a camel in the picture.

The camel is brown.

The habitat for the camel is the desert.



squirrels

owl

nocturnal

playful

habitat

In the picture there is an owl in the tree.

The owl is a nocturnal animal.

In the picture there are three squirrels on the rock, too. Squirrels are very playful.

The habitat for squirrels and owls is the forest.

Actividad 2

“Do it yourself - DIY”



LET'S CREATE!

Make a triptych with the title "Animal habitats". Draw habitats and write sentences of the animals that live in each habitat. Follow the example.



Go to the "Glossary" to learn more vocabulary about animals.



Es importante que tengas en cuenta estos criterios cuando elabores tu tríptico “Animal habitats” digital o físico.



MI TRÍPTICO “ANIMAL HABITATS”	SÍ	NO
1. Escribí oraciones en inglés sobre los tres animales que aprendí.		
2. Escribí en inglés a qué hábitats pertenecen los animales.		
3. Describí los animales que elegí usando las palabras del glosario.		
4. Acompañé los animales y sus hábitats con dibujos y/o imágenes.		



LET'S SHARE

Comparte tu tríptico “Animal habitats” con tus padres, hermanas/os y personas que estén en tu casa. Si fuera posible grabar tu presentación, podrías compartirla con tu profesor/a y compañeras/os.

