



PERÚ

Ministerio
de Educación

APRENDO
en casa
Educación Primaria

English: Level Pre-A1

WEEK 10

We love animals*


Actividad 1

“We love animals”



LET'S SELF-ASSESS!

¿Puedes elaborar un libro en el cual describas algunos animales y sus colores correspondientes? Aquí no hay respuestas correctas o incorrectas, lo importante es responder con honestidad. No es necesario que imprimas esta actividad, puedes señalar tus respuestas con tu dedo, según corresponda.



	Criterios	No	Sí
1.	¿Puedo relacionar los colores con las palabras en inglés que les corresponden?		
2.	¿Puedo relacionar los nombres de los animales en inglés con las imágenes que los representan?		
3.	¿Puedo extraer información de una oración para relacionarla con la imagen que le corresponde?		
4.	¿Puedo describir algunos animales indicando sus colores en un texto breve y sencillo?		




* Material elaborado en colaboración con la Oficina Regional para Programas de Inglés en los Países Andinos (RELO) de la Embajada de Estados Unidos.

LET'S WARM UP!

Look at the pictures, read the sentences and circle the correct answer. Write your answers in your notebook. Follow the example.




1




- a It is red.
- b It is yellow.

2



- a It is green.
- b It is blue.

3



- a It is a dog.
- b It is a rabbit.

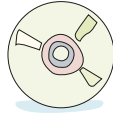
4



- a It is a horse.
- b It is a cat.

LET'S READ!

Read and listen to the conversation.



- 1 Sara and Alex are in the park. They are looking at an animal book.



- 2 Alex and Sara see small, yellow rabbits in the book.



3 They see a big brown cat and a red and orange rooster.



4 Alex's favourite animal is a black and white cow. Sara's favourite colours are black and white.

LET'S UNDERSTAND!

Exercise 1: Read and complete the sentences with the correct word. Write your answers in your notebook. Follow the example.



Example:


1 In the animal book, the rabbits are _____ yellow _____ .



a red




b yellow




c blue


2 In the animal book, the cat is _____ .



a black




b green




c brown


3 The _____ is red and orange.



a cow




b rooster




c horse


4 The _____ is black and white.



a rabbit



b cow



c cat

Exercise 2: Read each sentence and match it with the correct picture. Write your answers in your notebook. Follow the example.



1. Sara and Alex are looking at an animal book. They are _____ in the park _____.



a at the zoo




b in the park




c in their house


2. In the book, Alex and Sara look at _____.



a yellow rabbits



b yellow roosters



c yellow cats


3. In the book, the children look at a _____.



a blue cat




b white cat




c brown cat


4. In the book, they look at a _____.



a green and yellow cow



b white and black cow



c red and blue cow

LET'S OBSERVE!

Look, listen and repeat.




Red



Pink



Purple



Blue



Green



Brown



Orange



Yellow

COLOURS



Black



Gray



ANIMALS




1. dog




2. cat




3. rabbit




4. bird




5. rooster



6. cow



7. horse





8. duck

LET'S PRACTISE!

Exercise 1: Look at the picture and complete the sentences. Write your answers in your notebook. Follow the example.





1 It is a black and white cow.




2 They are _____ and _____ roosters.

3 It is a _____ cat.



4 It is a _____.


5 They _____.



Exercise 2: Put the words in the correct order to make sentences. Write your answers in your notebook. Follow the example.




is . It cow a brown




1. It is a brown cow.

They . are roosters blue and orange




2.

brown . horses are They




3.

. is It a yellow duck



4.

They . are birds green



5.

Actividad 2


“Do it yourself - DIY”




LET'S CREATE!

Make an animal book with the title "I Love Animals". Follow the example.


"I LOVE ANIMALS"




It's a red and blue rooster.




They are orange cats.



They are brown horses.



It is a blue rabbit.



It is a black and white cow.

Go to the "Glossary" to learn more vocabulary about animals.



Es importante que tengas en cuenta estos criterios cuando elabores tu libro de animales "I Love Animals" digital o físico.



MI LIBRO DE ANIMALES "I LOVE ANIMALS"	SÍ	NO
1. Escribí como mínimo 5 oraciones en inglés sobre los animales.		
2. Describí en inglés el color de los animales.		
3. Acompañé las oraciones con dibujos y/o imágenes.		



LET'S SHARE

Comparte tu libro "I Love Animals" con tus padres, hermanas/os y personas que estén en tu casa. Léelo en inglés para ellas/os. Recibe con agrado sus opiniones y si hubiera algo que mejorar, hazlo. ¡Tú puedes! Si fuera posible grabar tu presentación, podrías compartirla con tu docente y compañeras/os.

